

# TRIANGLES

(Including Types, Properties and Constructions)

## 20.1 TRIANGLE :

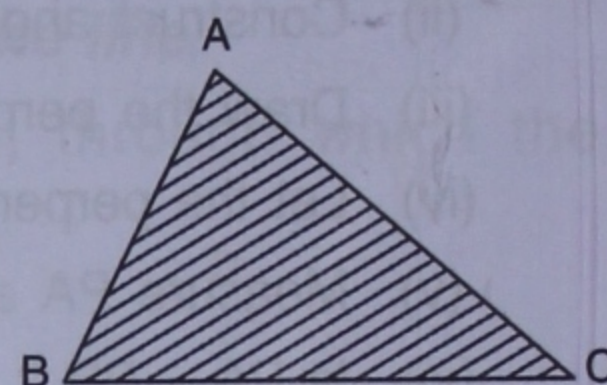
A triangle is a plane closed figure bounded by three line segments.

In the adjoining figure, the line segments AB, BC and CA form the triangle ABC.

The three line segments AB, BC and CA are the sides of the triangle ABC.

A triangle is denoted by the Greek letter  $\Delta$  (delta).

Thus, triangle ABC can be written as  $\Delta ABC$ .



## 20.2 VERTEX :

Vertex of a triangle is a point where any two of its sides meet.

In the figure given above, the sides AB and AC meet at point A.

$\therefore$  A is a vertex of  $\Delta ABC$ .

Similarly, vertex B = the point where the sides BC and AB meet.

And, vertex C = the point where the sides AC and BC meet.

The plural of vertex is vertices.

Thus, A, B and C are the three vertices of the triangle ABC.

BC is the side opposite to vertex A and A is the vertex opposite to side BC. The same is true for vertex B and side AC, and for vertex C and side AB.

## 20.3 ANGLES (INTERIOR ANGLES) OF A TRIANGLE :

Every triangle has three angles.

In the triangle ABC drawn alongside, the three angles (interior angles) are :  $\angle BAC$ ,  $\angle ABC$  and  $\angle ACB$ .

(i) An interior angle of a triangle can also be denoted by the letter representing the corresponding vertex.

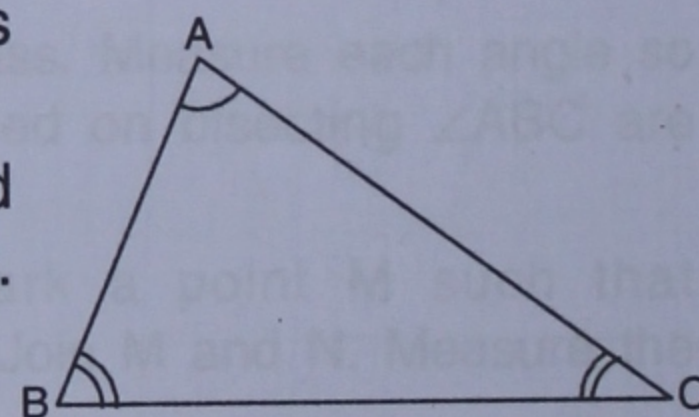
Consider  $\angle ABC$ , since it is formed at vertex B, it can be written as  $\angle B$ .

Thus,  $\angle ABC = \angle B$ ,  $\angle BCA = \angle C$  and  $\angle BAC = \angle A$ , all are interior angles of the triangle ABC.

(ii) The sum of the interior angles of a triangle is always  $180^\circ$ , i.e. two right angles.

$\therefore$  In  $\Delta ABC$ ,  $\angle A + \angle B + \angle C = 180^\circ$ ,

and in  $\Delta PQR$ ,  $\angle P + \angle Q + \angle R = 180^\circ$  and so on.



- Each triangle has three sides, three vertices and three angles (interior angles).
- $\Delta ABC$  can also be written as  $\Delta BAC$  or  $\Delta BCA$  or  $\Delta CAB$ , or  $\Delta ACB$  or  $\Delta CBA$  i.e. the three letters representing a triangle can be written in any order.

## 20.4 EXTERIOR ANGLE OF A TRIANGLE :

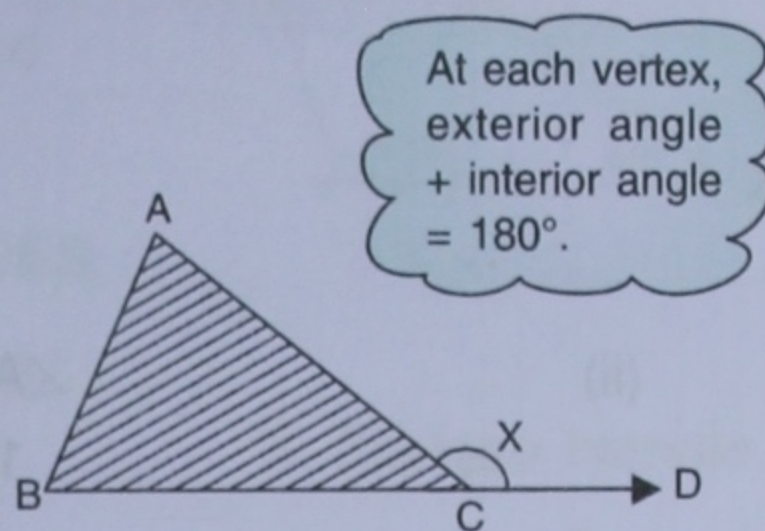
When any side of a triangle is extended, the angle formed outside the triangle is called an **exterior angle**.

**20.5 SOME IMPORTANT RESULTS :**

1. An exterior angle of a triangle is an adjacent and supplementary angle to the corresponding interior angle of the triangle.

For example :

In the figure given alongside, the side BC of  $\Delta ABC$  is extended up to point D, thus forming an exterior angle ACD. The exterior angle ACD is adjacent and supplementary to the corresponding interior  $\angle ACB$  of the  $\Delta ABC$  i.e.  $\angle ACD + \angle ACB = 180^\circ$ .

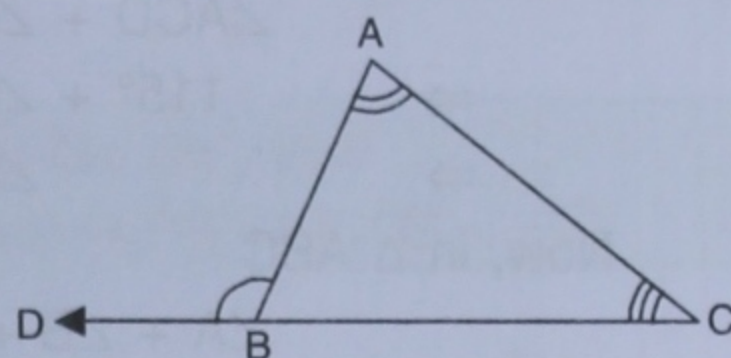


2. An exterior angle of a triangle is always equal to the sum of its two opposite interior angles.

For example :

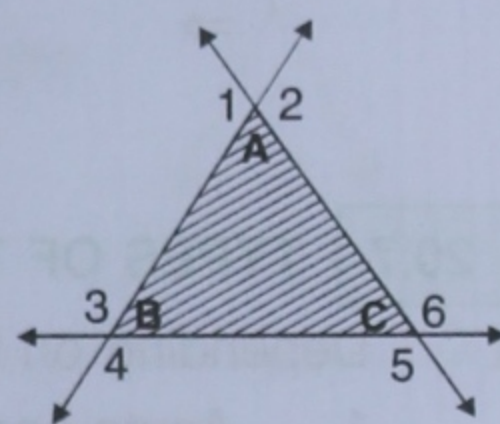
In the given figure, exterior angle ABD is formed by extending the side CB of the triangle ABC.

$\therefore$  Exterior angle ABD  
 = Sum of interior opposite angles A and C,  
 i.e.  $\angle ABD = \angle A + \angle C$ .



3. On extending the sides of a triangle, six exterior angles are formed, two at each vertex.

The adjoining figure shows the six exterior angles formed by extending the sides of the triangle ABC.

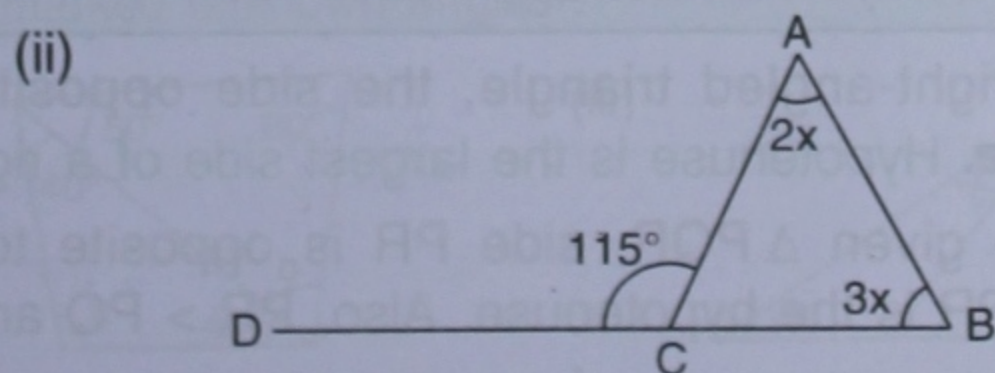
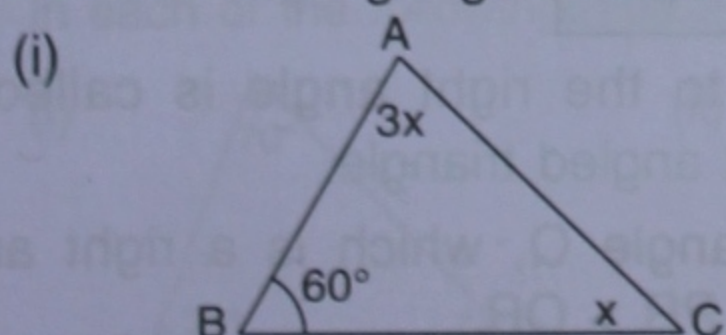


**20.6 CONSIDER THE FOLLOWING TABLE :**

Exterior Angle	Adjacent Interior Angle	Interior opposite Angles	Relation between an exterior angle and its adjacent interior angle	Relation between an exterior angle and the interior opposite angles
$\angle 1$	$\angle A$	$\angle B$ and $\angle C$	$\angle 1 + \angle A = 180^\circ$	$\angle 1 = \angle B + \angle C$
$\angle 2$	$\angle A$	$\angle B$ and $\angle C$	$\angle 2 + \angle A = 180^\circ$	$\angle 2 = \angle B + \angle C$
$\angle 3$	$\angle B$	$\angle A$ and $\angle C$	$\angle 3 + \angle B = 180^\circ$	$\angle 3 = \angle A + \angle C$
$\angle 4$	$\angle B$	$\angle A$ and $\angle C$	$\angle 4 + \angle B = 180^\circ$	$\angle 4 = \angle A + \angle C$
$\angle 5$	$\angle C$	$\angle A$ and $\angle B$	$\angle 5 + \angle C = 180^\circ$	$\angle 5 = \angle A + \angle B$
$\angle 6$	$\angle C$	$\angle A$ and $\angle B$	$\angle 6 + \angle C = 180^\circ$	$\angle 6 = \angle A + \angle B$

Example 1 :

For each triangle given below, find the value of x :



**Solution :**

$$\begin{aligned} \text{(i)} \quad \angle A + \angle B + \angle C &= 180^\circ \\ \Rightarrow 3x + 60^\circ + x &= 180^\circ \\ 4x &= 180^\circ - 60^\circ \\ 4x &= 120^\circ \\ \therefore x &= \frac{120^\circ}{4} = 30^\circ \end{aligned}$$

Sum of the angles of a  $\Delta$  is  $180^\circ$

**(Ans.)**

$$\begin{aligned} \text{(ii)} \quad \angle ACD &= \angle A + \angle B \\ \Rightarrow 115^\circ &= 2x + 3x \\ 5x &= 115^\circ \\ \therefore x &= \frac{115^\circ}{5} = 23^\circ \end{aligned}$$

Exterior angle of a  $\Delta$  = sum of interior opposite angles.

**(Ans.)****Alternative method :**

$$\begin{aligned} \angle ACD + \angle ACB &= 180^\circ \\ \Rightarrow 115^\circ + \angle ACB &= 180^\circ \\ \Rightarrow \angle ACB &= 180^\circ - 115^\circ = 65^\circ \end{aligned}$$

At each vertex, exterior angle + interior angle =  $180^\circ$

Now, in  $\Delta ABC$ 

$$\begin{aligned} \angle A + \angle B + \angle C &= 180^\circ \\ \Rightarrow 2x + 3x + 65^\circ &= 180^\circ \end{aligned}$$

$$5x = 180^\circ - 65^\circ = 115^\circ \quad \therefore x = \frac{115^\circ}{5} = 23^\circ \quad \text{(Ans.)}$$

**20.7 TYPES OF TRIANGLES ACCORDING TO ANGLES :**

Depending on the sizes of its angles, a triangle can be classified as :

1. Acute-angled triangle
2. Right-angled triangle
3. Obtuse-angled triangle.

**1. Acute-angled triangle :**

If each angle of a triangle is acute (less than  $90^\circ$ ), it is called an **acute-angled triangle**.

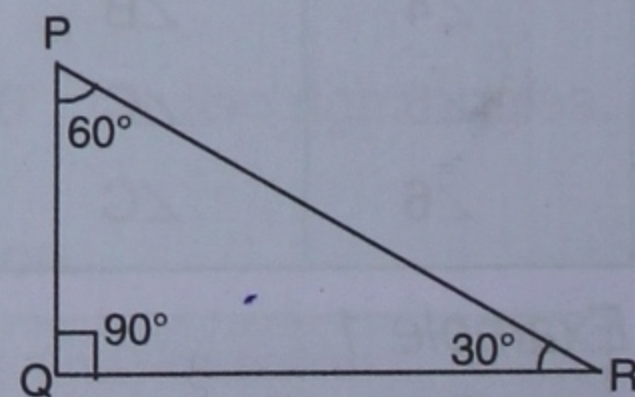
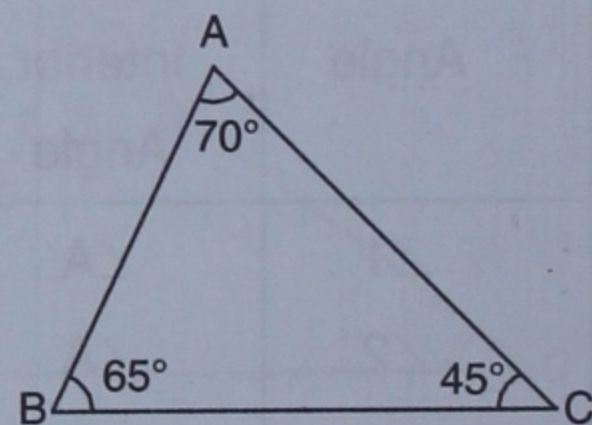
The adjoining figure shows an acute-angled triangle; each of its angles is less than  $90^\circ$ .

**2. Right-angled triangle :**

If one of the angles of a triangle is a right angle i.e.  $90^\circ$  it is called a **right-angled triangle**.

The figure given alongside shows a right angled triangle PQR, as  $\angle PQR = 90^\circ$ .

Sum of the two acute angles of a right angled triangle is always  $90^\circ$ , i.e.  $\angle P + \angle R = 90^\circ$ .



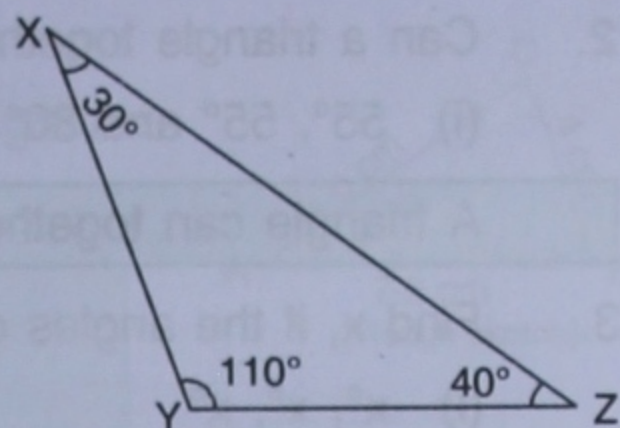
In a right-angled triangle, the side opposite to the right angle is called the **hypotenuse**. Hypotenuse is the largest side of a right angled triangle.

In the given  $\Delta PQR$ , side PR is opposite to angle Q, which is a right angle. Therefore, PR is the hypotenuse. Also,  $PR > PQ$  and  $PR > QR$ .

### 3. Obtuse-angled triangle :

If an angle of a triangle is obtuse (more than  $90^\circ$ ), the triangle is called an **obtuse-angled triangle**.

In the adjoining figure,  $\triangle XYZ$  is an obtuse-angled triangle, as  $\angle XYZ = 110^\circ$ , i.e.  $\angle XYZ$  is an obtuse angle.



## 20.8 TYPES OF TRIANGLES ACCORDING TO SIDES :

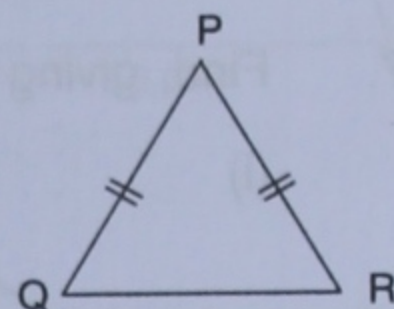
On the basis of sides, a triangle can be classified as :

1. Isosceles triangle
2. Equilateral triangle
3. Scalene triangle.

### 1. Isosceles triangle :

A triangle, with at least two sides equal is called an isosceles triangle.

In the given figure, PQR is an isosceles triangle, as  $PQ = PR$ .



In an isosceles triangle, the angles opposite to the equal sides are equal.

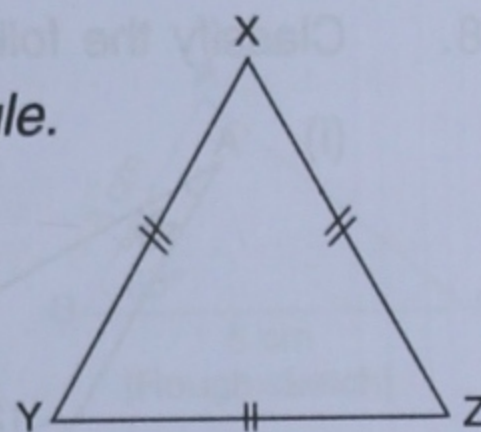
Thus,  $PQ = PR \Rightarrow$  Angle opposite to  $PQ =$  Angle opposite to  $PR$ , i.e.  $\angle R = \angle Q$ .

### 2. Equilateral triangle :

A triangle, with all its sides equal is called an equilateral triangle.

In the figure given alongside, XYZ is an equilateral triangle as :  
side  $XY =$  side  $YZ =$  side  $XZ$ .

In an equilateral triangle, all angles are equal, i.e.  $\angle XYZ = \angle YXZ = \angle XZY$ .



Since the sum of all the three interior angles of every triangle is  $180^\circ$

therefore each interior angle of an equilateral triangle =  $\frac{180^\circ}{3} = 60^\circ$ .

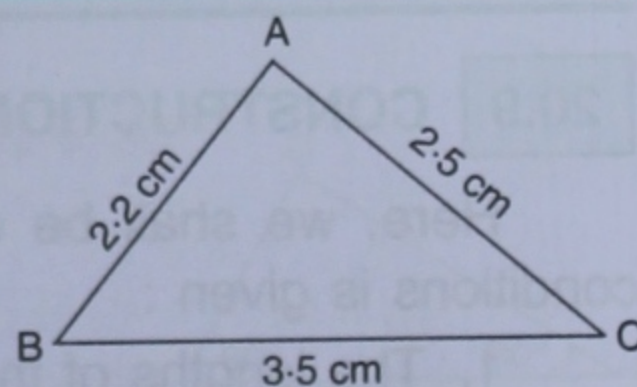
Thus, in an equilateral  $\triangle XYZ$  :

(i)  $XY = YZ = ZX$  and (ii)  $\angle XYZ = \angle YXZ = \angle XZY = 60^\circ$ .

Every equilateral triangle is isosceles; but the converse is not always true.

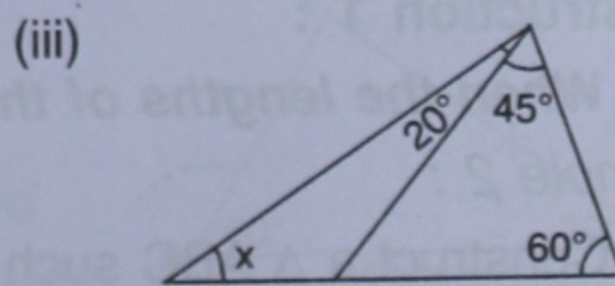
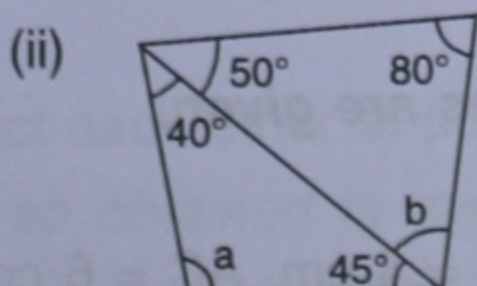
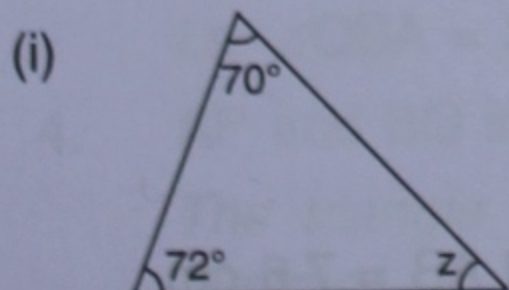
### 3. Scalene triangle :

If the three sides of a triangle are unequal, i.e. if the sides are of different lengths, the triangle is called a scalene triangle.



## EXERCISE 20(A)

1. In each of the following, find the marked unknown angles :



2. Can a triangle together have the following angles ?

- (i)  $55^\circ$ ,  $55^\circ$  and  $80^\circ$       (ii)  $33^\circ$ ,  $74^\circ$  and  $73^\circ$       (iii)  $85^\circ$ ,  $95^\circ$  and  $22^\circ$

A triangle can together have the given angles if the sum of these angles is  $180^\circ$ .

3. Find  $x$ , if the angles of a triangle are :

- (i)  $x^\circ$ ,  $x^\circ$ ,  $x^\circ$       (ii)  $x^\circ$ ,  $2x^\circ$ ,  $2x^\circ$       (iii)  $2x^\circ$ ,  $4x^\circ$ ,  $6x^\circ$

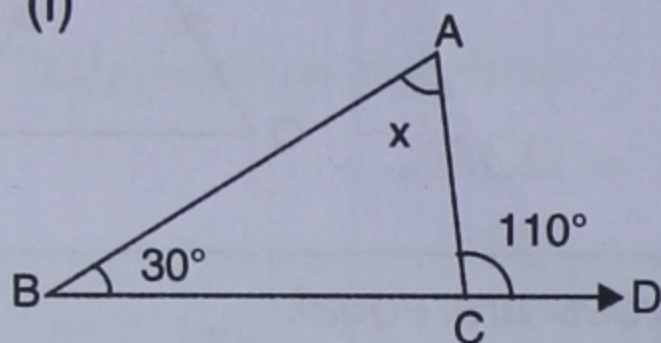
4. One angle of a right-angled triangle is  $70^\circ$ . Find the other acute angle.

5. In  $\triangle ABC$ ,  $\angle A = \angle B = 62^\circ$ ; find  $\angle C$ .

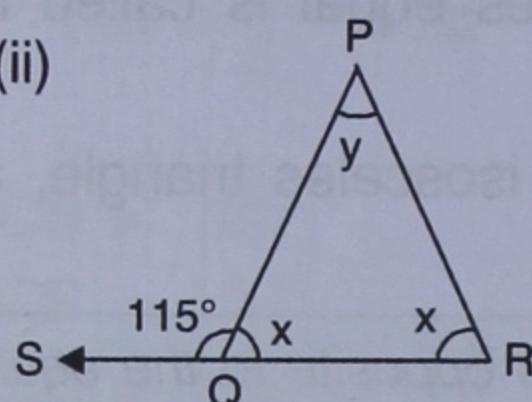
6. In  $\triangle ABC$ ,  $\angle B = \angle C$  and  $\angle A = 100^\circ$ ; find  $\angle B$ .

7. Find, giving reasons, the unknown marked angles in each triangle drawn below :

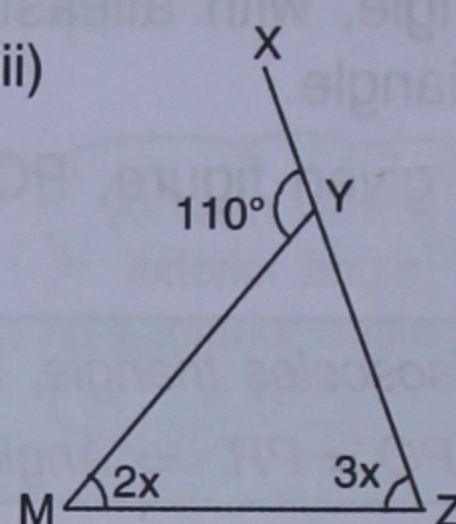
(i)



(ii)

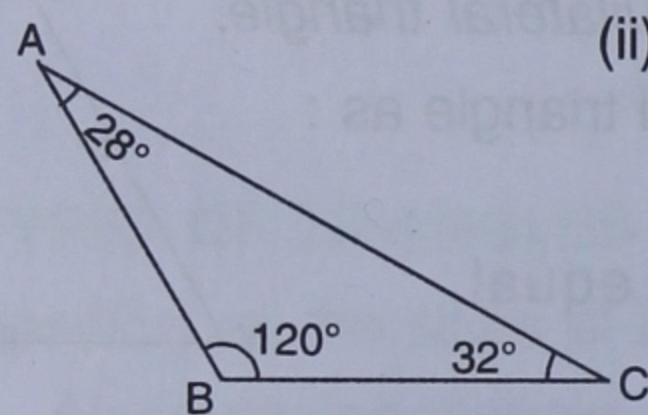


(iii)

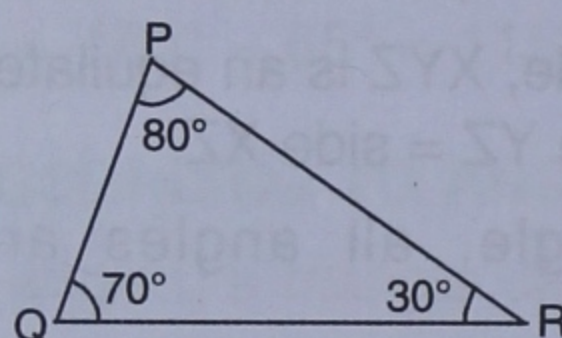


8. Classify the following triangles according to angle :

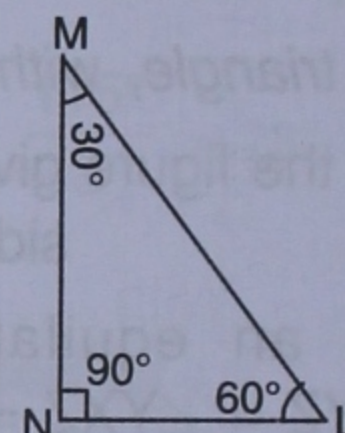
(i)



(ii)

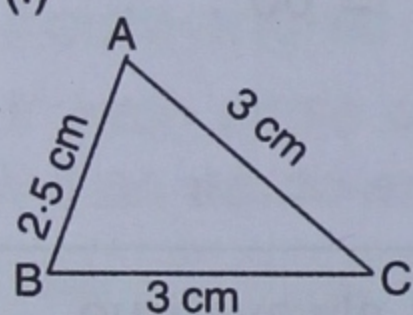


(iii)

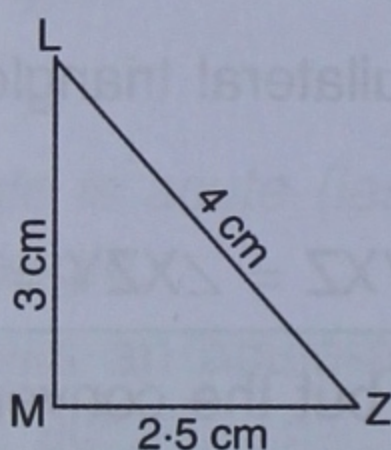


9. Classify the following triangles according to side :

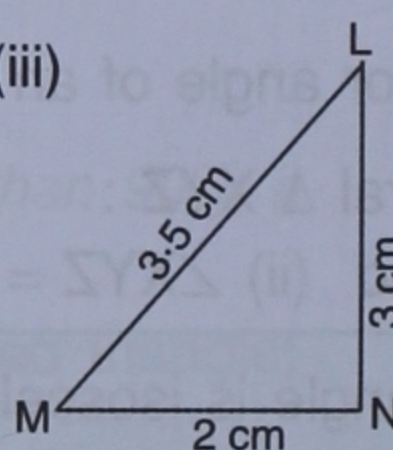
(i)



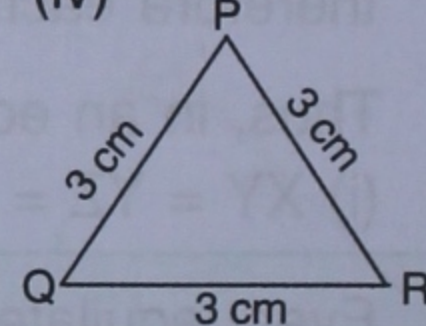
(ii)



(iii)



(iv)



## 20.9 CONSTRUCTION OF TRIANGLES :

Here, we shall be constructing a triangle when any one of the following three conditions is given :

1. The lengths of the three sides.
2. The lengths of two sides and the angle included between these two sides.
3. Any two angles and the included side *i.e.* the side common to both the angles.

### Construction 1 :

**When the lengths of three sides are given.**

### Example 2 :

Construct a  $\triangle ABC$  such that  $CB = 4$  cm,  $AC = 6$  cm and  $AB = 7.6$  cm

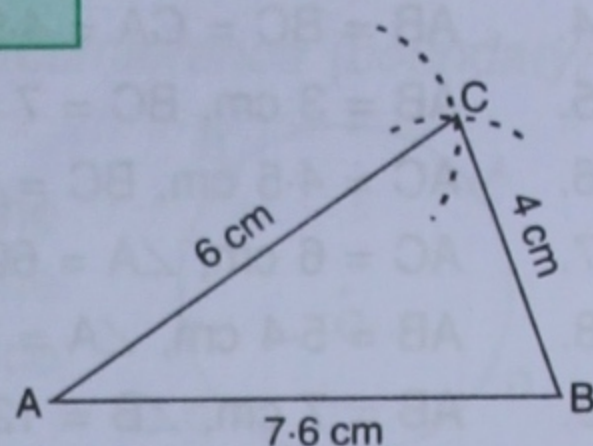
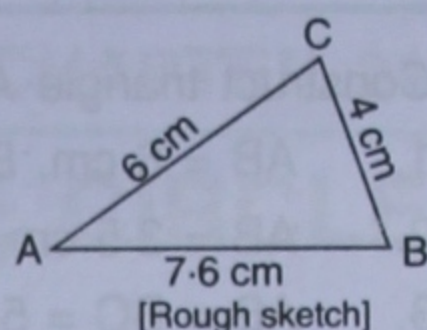
**Steps :**

1. Draw a rough sketch of the triangle, as shown alongside.
2. Draw one of the sides, say,  $AB = 7.6$  cm.

*We can draw any side first, but usually we start with the longest side.*

3. Using compass and taking A as centre, draw an arc of radius 6 cm.
4. With B as centre, draw an arc of radius 4 cm, that cuts the first arc at point C.
5. Join AC and BC.

*The triangle ABC so obtained is the required triangle.*

**Construction 2 :**

**When two sides and the included angle (i.e. the angle formed between the two given sides) are given.**

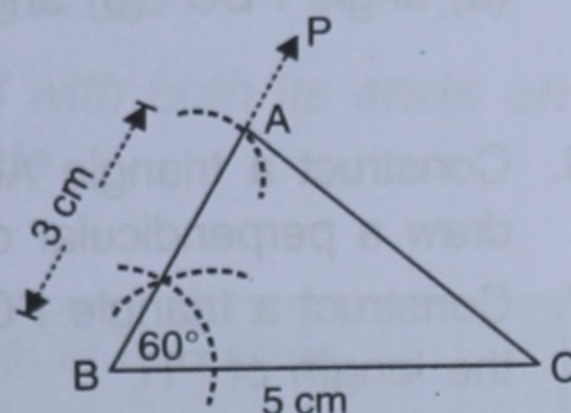
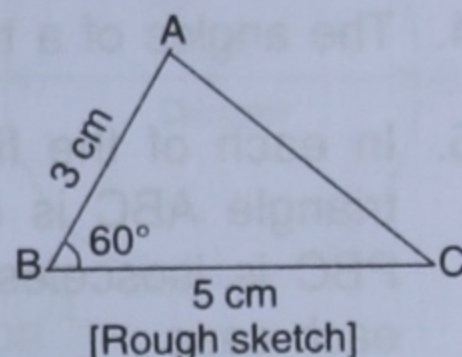
**Example 3 :**

Construct a  $\Delta ABC$  given  $AB = 3$  cm,  $BC = 5$  cm and  $\angle ABC = 60^\circ$ .

**Steps :**

1. Draw a rough sketch of the triangle as shown alongside.
2. Draw  $BC = 5$  cm.
3. With the help of compass, construct  $\angle PBC = 60^\circ$ .
4. With B as centre, draw an arc of 3 cm length which cuts BP at point A.  
 $\therefore BA = 3$  cm
5. Join A and C.

*Clearly, the triangle ABC so obtained is the required triangle.*

**Construction 3 :**

**When two angles and included side are given.**

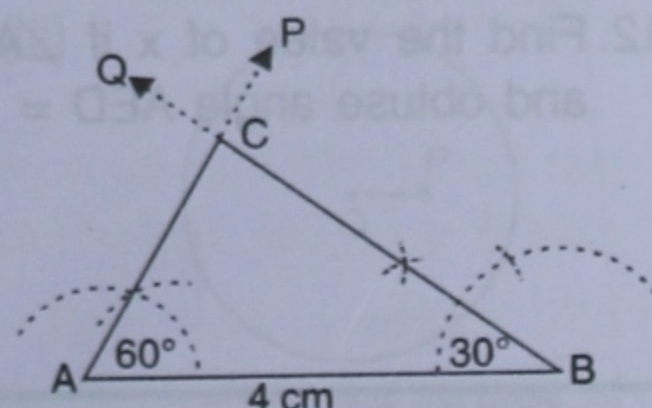
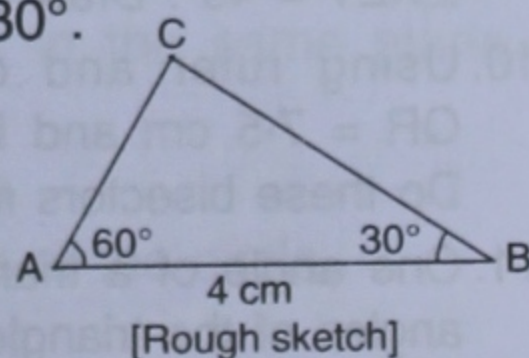
**Example 4 :**

Construct  $\Delta ABC$  when  $AB = 4$  cm,  $\angle A = 60^\circ$  and  $\angle B = 30^\circ$ .

**Steps :**

1. Draw  $AB = 4$  cm.
2. At A, draw AP making an angle of  $60^\circ$  with AB, i.e. draw angle  $PAB = 60^\circ$ .
3. At B, draw BQ making an angle of  $30^\circ$  with AB, i.e.  $\angle QBA = 30^\circ$ .
4. AP and BQ intersect each other at point C.

*The triangle ABC so obtained is the required triangle.*



## EXERCISE 20(B)

Construct triangle ABC when :

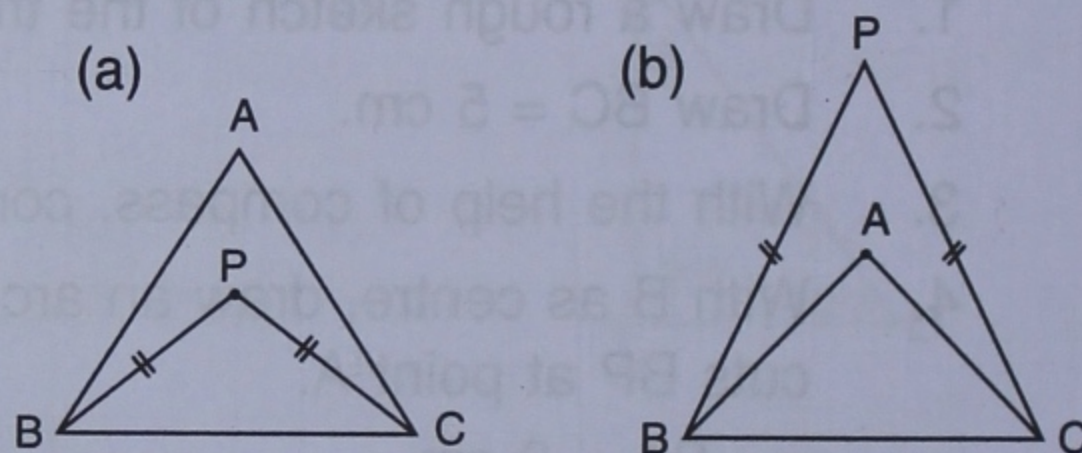
1.  $AB = 6$  cm,  $BC = 8$  cm and  $AC = 4$  cm.
2.  $AB = 3.5$  cm,  $AC = 4.8$  cm and  $BC = 5.2$  cm.
3.  $AB = BC = 5$  cm and  $AC = 3$  cm. Measure angles A and C. Is  $\angle A = \angle C$  ?
4.  $AB = BC = CA = 4.5$  cm. Measure all the angles of the triangle. Are they equal ?
5.  $AB = 3$  cm,  $BC = 7$  cm and  $\angle B = 90^\circ$ .
6.  $AC = 4.5$  cm,  $BC = 6$  cm and  $\angle C = 60^\circ$ .
7.  $AC = 6$  cm,  $\angle A = 60^\circ$  and  $\angle C = 45^\circ$ . Measure AB and BC.
8.  $AB = 5.4$  cm,  $\angle A = 30^\circ$  and  $\angle B = 90^\circ$ . Measure  $\angle C$  and side BC.
9.  $AB = 7$  cm,  $\angle B = 120^\circ$  and  $\angle A = 30^\circ$ . Measure AC and BC.
10.  $BC = 3$  cm,  $AC = 4$  cm and  $AB = 5$  cm. Measure angle ACB. Give a special name to this triangle.

## Revision Exercise (Chapter 20)

1. If each of the two equal angles of an isosceles triangle is  $68^\circ$ , find the third angle.
2. One of the angles of a triangle is  $110^\circ$ , the two other angles are equal. Find their value.
3. The angles of a triangle are in the ratio 3 : 5 : 7. Find each angle.
4. The angles of a triangle are  $(2x - 30^\circ)$ ,  $(3x - 40^\circ)$  and  $(\frac{5}{2}x + 10^\circ)$ . Find the value of x.

5. In each of the figures given alongside, triangle ABC is equilateral and triangle PBC is isosceles. If  $\angle PBA = 20^\circ$ , find in each case :

(a) angle PBC (b) angle BPC.



6. Construct a triangle ABC given  $AB = 6$  cm,  $BC = 5$  cm and  $CA = 5.6$  cm. From vertex A draw a perpendicular on to side BC. Measure the length of this perpendicular.
7. Construct a triangle PQR given  $PQ = 6$  cm,  $\angle P = 60^\circ$  and  $\angle Q = 30^\circ$ . Measure angle R and the length of PR.
8. Construct a triangle ABC given  $BC = 5$  cm,  $AC = 6$  cm and  $\angle C = 75^\circ$ . Draw the bisector of the interior angle at A. Let this bisector meet BC at P; measure BP.
9. Using ruler and compass only, construct a triangle XYZ given  $YZ = 7$  cm,  $\angle XYZ = 60^\circ$  and  $\angle XZY = 45^\circ$ . Draw the bisectors of angles X and Y.
10. Using ruler and compass only, construct a triangle PQR given  $PQ = 5.5$  cm,  $QR = 7.5$  cm and  $RP = 6$  cm. Draw the bisectors of the interior angles at P, Q and R. Do these bisectors meet at the same point ?
11. One angle of a triangle is  $80^\circ$  and the other two are in the ratio 3 : 2. Find the unknown angles of the triangle.
12. Find the value of x if  $\angle A = 32^\circ$ ,  $\angle B = 55^\circ$  and obtuse angle AED =  $115^\circ$ .

